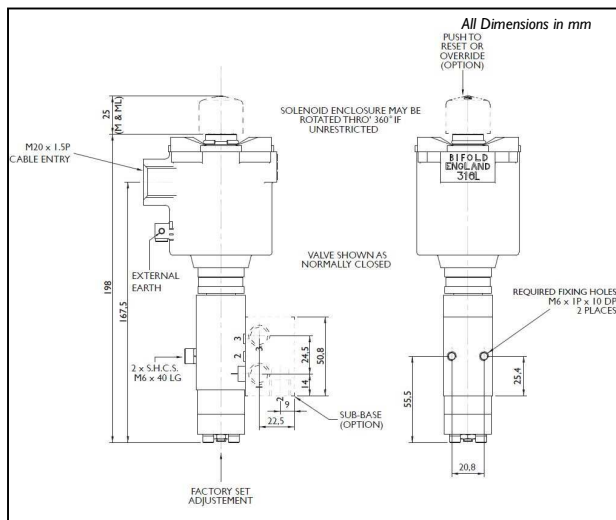
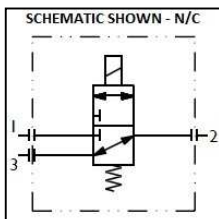


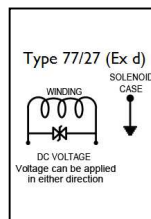
Dimensional Drawing




Schematic



Wiring



Rendering



Certification



FP01/SI/M/32/NO/S/77A-24D/30

FP01	I litre per minute	Model Code
SI	Direct Acting, Spring Return, 345bar	Max Valve Pressure
M	Subbase mounting	Connections
32	3 way, 2 position	Valve Configuration
NO	Normally Open	Valve Configuration
S	Nitrile -30°C to +130°C	O-ring Material
77	Ex d	Solenoid
A	ATEX/IECEx Dual Certified	Solenoid Approval
24D	24VDC	Voltage/Resistance
	Auto Reset	Override Options
30	3.0 Watts	Power
	M20 x 1.5 Cable Entry	Cable Entry
	Standard	Option
	No Manifold	Manifold Option
FP01 / SI / M / 32 / NO / S / 77 A - 24D / 30		Model Number

Solenoid T-Rating

Ex d IIC Gb	T4 T135°C (-60°C ≤ Tamb ≤ +90°C)
Ex tb IIIC Db	T5 T100°C (-60°C ≤ Tamb ≤ +55°C)
	T6 T85°C (-60°C ≤ Tamb ≤ +40°C)

This is a bespoke datasheet. For further details on the complete range, please refer to catalogue:
Direct Acting Solenoid Valves Model FP01 Ex d, Ex emb, Ex ia