RCA Type	Terminal-Correction Diagram*	Outline	MAXIMUM RATINGS V_{CB} (volts)	V_{EB} (volts)	I_C (amperes)	P_T (watts)	CHARACTERISTICS Min. h_{FE}	I_{CB} (μa)	Maximum Operating Temperature (C°)	Can be replaced by RCA type
2N583	1	4	−18	−10	−0.100	0.120	20	−10	85	2N412
2N584	1	4	−25	−12	−0.100	0.120	40	−5	85	2N408
2N640	2	7	−34	−1	−0.010	0.080	50	−5	71	2N1637
2N641	2	7	−34	−1	−0.010	0.080	50	−7	71	2N1638
2N642	2	7	−34	−1	−0.010	0.080	50	−7	71	2N1639
2N643	1	9	−30	−2	−0.100	0.120	20	−10	71	2N705
2N644	1	9	−30	−2	−0.100	0.100	20	−10	71	2N705
2N645	1	9	−30	−2	−0.100	0.120	20	−10	71	2N705
2N656	5	6	60	8	—	4	30	10	200	—
2N696	5	6	60	5	−0.500	2	20	1	175	—

TERMINAL-CONNECTION DIAGRAMS FOR DISCONTINUED TRANSISTORS

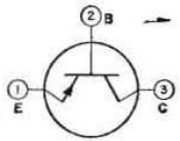

-1-

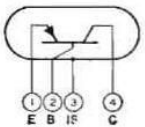

-2-

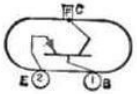

-3-

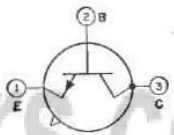

-5-

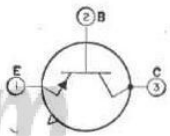

-6-

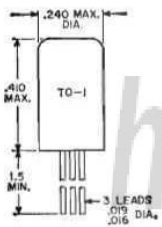

-4-

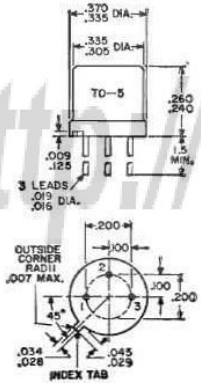

-6-

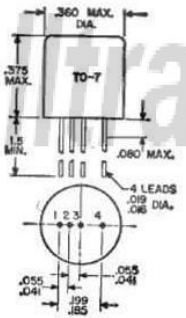

-7-

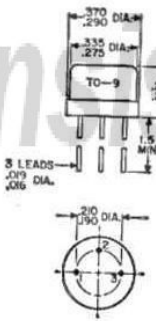

-9-

Outlines

Dimensions in inches

http://alltransistors.com

http://alltransistors.com